



Lycée | International School

**Michel Lucius**

Gestion des iPads one2one / IT4T  
ipad@lml.lu



centre de gestion  
informatique  
de l'éducation

www.cgiel.lu / Téléphone : 247-85999 / Mail : helpdesk@cgiel.lu

## Guide for use of IAM, WebUntis, Eduroam, myCard



Identity and Access Management (IAM), managed by the CGIÉ, synchronizes identities and gives access to school computer networks, education web portal, Restopolis application, Office 365, access system Internet service for Eduroam mobile devices and various administrative applications from the Ministry of National Education, Children and Youth.

In case of problems with your IAM you must log on to the website iam.education.lu and ask for a new activation code by post (1). You will be sent a new activation code by letter. This code will allow you to activate your IAM (2)

### IDENTITY AND ACCESS MANAGEMENT

[Home](#) [Applications](#) [Services](#) [Contact](#) [About this site](#)

#### IAM Account Activation

If you have received an activation letter, activate your account choose your password.

Go

#### Lost password - order a new IAM activation code


If you have lost your IAM password, order a new activation code in order to reset the password.

Go

#### My virtual desk - Access remaining functions

If you want to do one of the following operations, you need to logon:

**IAM:** Change password

**LuxTrust:** Ordering and registering a certificate. 

Login



Lycée | International School  
Michel Lucius

157, avenue Pasteur  
L-2311 Luxembourg

T: +352 47 33 05  
F: +352 46 39 28

info@ltml.lu  
www.ltml.lu

TVA: LU 12192786  
CCP: LU82 1111 2338 6393 0000



### Order a new activation code

You need an activation code in order to activate your account, or to recover your password (if you have lost it). You may get your activation code by postal mail at your home address, or collect it from a member of the IT staff (that has access to the 'guichet local') at your entity or school.

Social security number :

Choose your delivery method

Postal mail    Local delivery office(guichet local)

[Back](#)

[Submit](#)

(1)

### IAM Account Activation

If you have received an activation letter, activate your account choose your password.

[Go](#)

### Lost password - order a new IAM activation code

If you have lost your IAM password, order a new activation code in order to reset the password.

[Go](#)

### My virtual desk - Access remaining functions

If you want to do one of the following operations, you need to logon:

**IAM:** Change password

**LuxTrust:** Ordering and registering a certificate. 

[Login](#)



### Activation of your IAM account

Please enter your social security number, your username and the activation code on the activation letter received at home by mail or at your entity or school from IT staff in order to be identified.

Social security number :	<input type="text"/>
IAM username :	<input type="text"/>
Activation code :	<input type="text"/> - <input type="text"/> - <input type="text"/> - <input type="text"/>

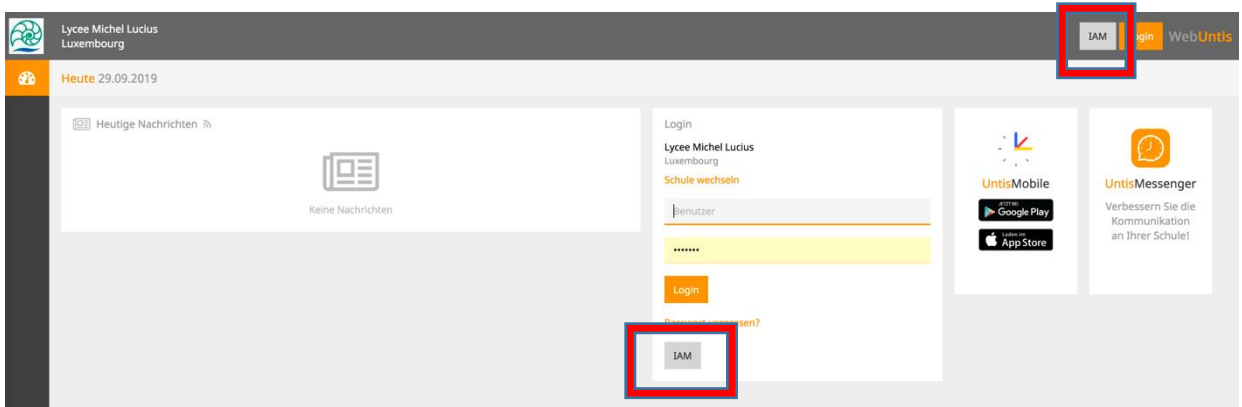
[Back](#)

(2)




Teachers, students, and parents can check the updated schedules in the electronic classroom book WebUntis. In addition to use on PC or laptop, you can have the updated schedule at your fingertips on your tablet or smartphone with the free Untis Mobile app.

To access the LML's WebUntis please go directly to the address : [webuntis.lml.lu](http://webuntis.lml.lu)



**For your login you MUST use one of the 2 IAM buttons!**

Then click on IAM



Copyright © 2019 MENJE / CSBE

And finally you enter your IAM-login and your password :



If, following this procedure, you are unable to connect, please contact Mr. Hougardy.



Eduroam is a wireless network (WiFi) service that aims to provide access to the Internet to members of the Education and Research communities from academic, academic and scientific institutions all around the world, without the need for worry about their location, and no administrative hassle.

In order to ensure this international connectivity service, the CGIE has signed the eduroam convention. Since then, the IAM of the CGIE offers users of the National Education access to the wireless network eduroam.

**To configure / access Eduroam one must have a valid IAM.**

To set up Eduroam on a mobile device, you must be in a WIFI network where you have access (for example at home!) and access with the device the page : <https://portal.education.lu/services/eduRoam>

education.lu

Accueil Ressources Applications Services Office 365 edublog

### eduroam

**eduroam** est un service de réseau sans fil (WiFi) qui vise à donner accès à Internet aux membres des communautés de l'Éducation et de la Recherche depuis les établissements scientifiques tout autour du monde entier, sans avoir besoin de se soucier de leur localisation, et sans tracas administratif.

Le CGIE a signé la **convention eduroam**. A ce titre, l'**IAM** (Identity & Access Management) du CGIE offre aux utilisateurs de l'Éducation nationale un accès au réseau sans fil 'eduroam'.

Tous les utilisateurs du service eduroam au Luxembourg sont soumis à la politique de leur propre institution, à la **politique eduroam** aussi bien qu'à celle de la **Fondation RESTENA**.

#### Configuration sur votre ordinateur, tablette ou portable

L'accès au réseau eduroam est authentifié par l'utilisation du protocole IEEE 802.1X. En conséquence, votre équipement doit être compatible pour se connecter. La plupart des systèmes d'exploitation actuels peuvent utiliser ce protocole.

Sous Android, Apple, Linux, Windows

Afin de faciliter la configuration, un outil de configuration automatique est proposé :

**Télécharger CAT eduroam**

Pour configurer votre connexion au réseau Eduroam, il suffit de vous rendre à l'outil de configuration CAT eduroam, de sélectionner votre système et d'installer l'utilitaire. Une fois installé vous aurez juste à renseigner votre login IAM et mot de passe sous le format suivant :

Nom d'utilisateur : **IAMuser@iam.education.lu**  
Mot de passe :  **votre mot de passe IAM**


#### En général

La connexion réseau sans fil du poste client doit être configurée comme suit :

- SSID : **eduroam**  
*dans quelques établissements il existe aussi l'SSID eduroam-school*
- Méthodes de chiffrement : **WPA2** ou **WPA + AES**
- Protocole : **IEEE 802.1X**
- Méthode d'authentification :
  - EAP/Phase 1: **EAP-PEAP** ou **EAP-TTLS**
  - Authentification/Phase 2: **MSCHAPv2** ou **PAP**
- Identité anonyme : **anonymous@iam.education.lu**
- Nom d'utilisateur : **IAMuser@iam.education.lu**
- Mot de passe :  **votre mot de passe IAM**
- Autorité de certification :
  - **Format PEM**
  - **Format P12**
  - **Format CRL**

Votre adaptateur WiFi doit être capable de gérer le chiffrement WiFi WPA ou WPA2 (le chiffrement WEP n'est pas supporté). Pour savoir si votre adaptateur WiFi est compatible WPA-WPA2, le plus simple est de rechercher la fiche technique de votre adaptateur WiFi sur le site du fournisseur ou [sur ce site](#).

You have to load "CAT eduroam" and then follow the posted instructions.



The myCard is an official identification piece proving to students their status as a student enrolled in a school.

Apart from its identification function, the card can host various electronic authentication and payment functions. The card is the "go-anywhere" in high school. It can be used to:

- borrowing books from the school library,
- access and payment to the school photocopy service,
- access and payment to the school print department
- access to the school restaurant and the cafeteria of the school,
- electronic payment at the school restaurant and the school cafeteria,
- access to school transportation for students

If you have problems with the myCard card please contact Mrs. Breuer.

---

For all further questions please contact the helpdesk of the CGIE who is the manager of these services.



[www.cgi.e.lu](http://www.cgi.e.lu) / Téléphone : 247-85999 / Mail : [helpdesk@cgie.lu](mailto:helpdesk@cgie.lu)

---